

- **5.0 FT³ WORKING VOLUME**
- **INTEGRAL USER**
Temperature Probe
- **LCO₂, -73°C TO +315°C COOLING**
Optional LN₂, -184°C to +315°C
- **IEEE-488, RS232, RS422**
Remote Communication
- **EXPANDED I/O ARCHITECTURE**
Analog Input Ports
Analog Output Ports
Auxiliary I/O Drivers
Digital Parallel Port
High Speed Serial Link
- **LOCAL TEMPERATURE**
Controlled Ramping



The EC15HA is an advanced environmental chamber intended for automated test system and laboratory applications requiring fast temperature cycling and a large test volume. Standalone operation is supported by a full function keyboard with a 2 line, 16 character LCD display. The chamber temperature and the user temperature probe readings are normally displayed continuously. User programs are easily entered into the EC15HA using a BASIC like command set programming language. In an automated test system, the EC15HA functions as a remote data acquisition and control system using the capability of its expanded I/O architecture.

The electrically isolated user temperature probe allows for direct monitoring of critical temperatures on the device under test or certain areas inside the test chamber. As well as being displayed on the front panel, readings are accessible from the IEEE-488 or RS232/422 interfaces.

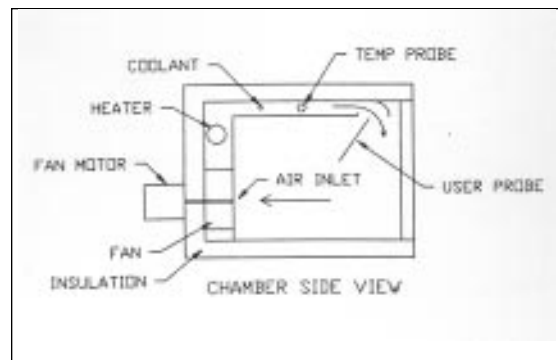
The EC15HA command set, whether entered from the local keyboard or downloaded over the IEEE-488 or RS232/422 interfaces, provides for setting chamber temperature, temperature ramping rate and soak time at temperature, temperature deviation limits and temperature upper and lower limits.

Probe calibration procedures are built into the EC15HA using local menu driven format. Special communication commands allow for communication to the analog I/O ports, the high speed serial port (SPI) and the parallel port. The chamber can be controlled remotely from the RS232/422 port or the IEEE-488 bus interface. When the IEEE-488 bus interface is used, transparent communication from the IEEE-488 bus to the RS232/422 port is supported. Programs and parameters are stored in battery-backed memory.

The PID coefficients used in the EC15HA are user adjustable from the keyboard and remote interfaces. In addition, alarm function and sound level, BAUD rate, interrupt assignments and other communication port options are configurable from the front panel using an easy, menu driven format.

The EC15HA supports several safety features including a mechanically adjustable over temperature thermostat, upper and lower software temperature limits, processor watchdog timer and open and short probe detection.

The EC15HA is designed to be adaptable to your system application. If you have special requirements, call Sun Systems for solutions.



Sun Electronic Systems, Inc. Titusville, FL 32780

Tel:(321) 383-9400 • Fax: (321) 383-9412
 Email: info@sunelectronics.com
 Web: www.sunelectronics.com



GENERAL SPECIFICATIONS *(subject to change without notice)***MECHANICAL**

Internal Dimensions	(50.8cmW x 30.5cmH x 91.4cmD).....	20.0"W x 12.0"H x 36.0"D
Test Volume	(0.142m ³).....	5.0 ft ³
Overall Dimensions	(76.2cmW x 49.5cmH x 127.0cmD).....	30.0"W x 19.5"H x 50.0"D
Exterior Construction	Painted Aluminum Alloy	
Door (see options)	Blank door supplied with chamber	
Interior Construction	Stainless Steel, with exhaust port	
Coolant Input	LCO ₂ , 37° male fitting, 1/4" tube	(optional) LN ₂ , 45° male fitting, 1/2" tube
Exhaust	1/2" NPT, male	
Weight	(62 kg typical; 79 kg shipping).....	138 lbs typical; 175 lbs shipping

PERFORMANCE

Set Temperature Range (LCO ₂)	(-100°F to +600°F).....	-73°C to +315°C
With LN ₂ Option	(-300°F to +600°F).....	-184°C to +315°C
Temperature Ramping Rate Range (Heating and Cooling).....	(0.02°F to ?°F/min).....	0.01°C to 24°C/min
Number of Programmable Temperature Setpoints	Typically 100+	
Time at Temperature Setpoint Range.....	1.0 sec to 99 hr, 59 min, 59 sec	
Number of Programmable Set Times	Typically 100+	
Air Circulation	600 CFM, vertical	
Absolute Error Over Temp Range (not including probe error)..	(±0.9°F).....	±0.5°C
Temperature Resolution (approx.).....	(0.04°F).....	0.02°C
Long Term Stability (per month).....	(±0.4°F).....	±0.2°C
Line Voltage Sensitivity	(±0.2°F).....	±0.1°C for ±10% Line Voltage Change
Temperature Control Technique	Dual PID Algorithm, PWM	
Ambient Temperature Operating Range	(32°F to 122°F).....	0°C to 50°C
Local Control.....	29 Key Keyboard (2 Line LCD Display)	
Remote Control.....	RS232 / RS422 / IEEE-488 bus	
IEEE-488 to RS232/RS422	Software/Bidirectional Transparent Operation	

SAFETY

Line Voltage Dropout	Program and Parameters Stored in Battery Backed Memory (Programmable Automatic Restart after Power Loss)	
Fail Safe	Open/Short Probe Detection, Watch-dog Timer, Software Temperature Limits, Over-temperature Thermostat	

ELECTRICAL

Heating Input	5600 Watts	
Power Requirements	6000 Watts max, 220 VAC, 50/60 Hz, 1 phase Optional 240 VAC (see Options)	

Sun Electronic Systems, Inc. Titusville, FL 32780

Tel:(321) 383-9400 • Fax: (321) 383-9412
 Email: info@sunelectronics.com
 Web: www.sunelectronics.com





LOCAL AND REMOTE CONTROL INTERFACES

The EC15HA supports stand-alone operation with a full function keyboard, a 2-line LCD and a powerful programming language. For automated test systems, a complete talker/listener IEEE-488 interface is available with serial and parallel poll capability. For remote operation over long distances, RS232 and RS422 serial interfaces are provided. With few exceptions, the commands for the local keyboard and RS232/422 and IEEE-488 interfaces are identical.

FRONT PANEL

Application.....EC15HA Local Control
 Operator Manual Program, Parameter Input.....29 Key Keyboard
 Operator Menu-Driven Visual Output.....2 Line Alpha-numeric LCD
 Visual Indicators.....Cool, Heat, Failsafe, Remote, Timeout,
 Heat Enable, Cool Enable, Power
 Audible Alarm.....User Programmable for Volume and Function

IEEE-488 BUS INTERFACE

Application.....EC15HA Remote Control
 Protocol.....Talker / Listener
 Bus Address.....0-30, Set from Keyboard
 Interrupt Capability.....SRQ / Serial Poll and Parallel Poll

RS232 / RS422 SERIAL INTERFACE

Application.....EC15HA Remote Control or
 IEEE-488 Bi-directional Transparent Operation
 Protocol.....ASCII Character Oriented
 with Selectable XON/XOFF Protocol, Character ECHO, Parity
 Data Rates.....300-9600 BAUD

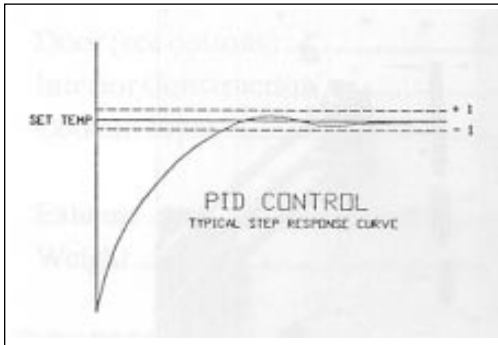
Sun Electronic Systems, Inc. Titusville, FL 32780



Tel:(321) 383-9400 • Fax: (321) 383-9412
 Email: info@sunelectronics.com
 Web: www.sunelectronics.com

TEMPERATURE CHAMBER FEATURES

PID CONTROL

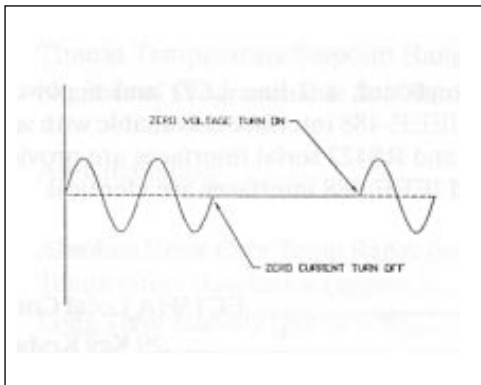


Optimum accuracy and stability in the test environment are ensured by the use of Proportional, Integral and Derivative (PID) control algorithms for both heating and cooling.

The PID coefficients define system response to the difference between set temperature and actual chamber temperature, the length of time that a difference in temperature may exist and the rate of change of the error temperature.

The default settings for the PID coefficients are generally suitable for most uses but, if necessary, each can be tailored to a particular application.

ZERO VOLTAGE SWITCHING



Control of power to the heaters and cooling solenoid is provided by zero voltage switching solid state relays to provide reliability and to reduce electrical noise.

SPECIAL FEATURES



Chart Recorder



Custom Fixturing

Sun Electronic Systems, Inc. Titusville, FL 32780

Tel:(321) 383-9400 • Fax: (321) 383-9412

Email: info@sunelectronics.com

Web: www.sunelectronics.com



EXPANDED I/O ARCHITECTURE

The expanded I/O architecture provides for easy test fixture interfacing, strip chart recorder drive and additional sensor interfacing. Each interface is accessed by using the device IN and OUT commands.

ANALOG INPUT/OUTPUT INTERFACE

Input Channels.....	4 Channel, 8 Bit A/D Converter
Applications.....	Analog Data Acquisition
Input Range.....	0 to +5 VDC (0 or 4 to 20 mA Input Jumper Selectable for Channel 0)
Input Leakage.....	1 μ A
Conversion Time.....	26 μ sec
Output Channels.....	4 Channel, 8 Bit D/A Converter
Applications.....	Chart Recording and Analog Data Control
Output Ranges (Software Selectable)	
UniPolar Voltage.....	0 to +5 VDC
BiPolar Voltage.....	-5 to +5 VDC
Current (Channel 3 Only).....	0 to 20 mA
Settling Time.....	10 μ sec
Common Specifications	
Non-Linearity.....	1/2 LSB
Absolute Accuracy.....	\pm 1 LSB
Conversion Rate.....	I/O Limited
Device Address.....	DEV#3
Connector.....	15 Pin D Type

USER PARALLEL PORT

Applications.....	Local Automated Switch and Test Accessories
Protocol.....	16 Bit Address / 8 Bit Bi-Directional Data Multiplexed, Byte Oriented
Interface Voltage.....	TTL Levels
DC Supply Voltage Provided to User.....	+12 VDC Unregulated
DC Supply Current (fuse protected).....	1.0 Amp max.
Device Address.....	DEV#1
Connector.....	26 Pin Flat Cable Header

HIGH SPEED SYNCHRONOUS SERIAL PORT

Applications.....	Distributed Processor Communication Link
Protocol.....	Byte Oriented, Master
Data Rate.....	56K BAUD
Interface Voltage.....	RS422 Levels
Device Address.....	DEV#2
Connector.....	9 Pin D Type

AUXILIARY I/O INTERFACE

Applications.....	Relay Drive
Protocol.....	Bit SET/RESET/SENSE
Interface Voltage.....	High Current Open Collector Drive / TTL Sense
Device Address.....	DEV#4
Connector.....	Terminal Block or 26 Pin Flat Connector (located internal to the unit)

Sun Electronic Systems, Inc. Titusville, FL 32780



Tel:(321) 383-9400 • Fax: (321) 383-9412
 Email: info@sunelectronics.com
 Web: www.sunelectronics.com

MENU-DRIVEN CONTROLLER SETUP (Front Panel)

CALIBRATION

[GREEN SHIFT] [CAL] [ENTER]

Calibrate Probes? [Yes/No]
 CAL Access Code? {Access Code}
 Calibrate Chamber Probe? [Yes/No]
 {Selection of Probe Types, V or A}? [Yes/No]
 {Temperature Set Points and Units}? [Yes/No]
 {Scale Inputs and Values}? [Yes/No] or [Value]

Calibrate User Probe? [Yes/No]

Modify Chamber Scale? [Yes/No]
 Desired Scale? 1=°C, 2=°F, 3=°K

Modify User Scale? [Yes/No]

Enter CAL Mode.

Enter YES if you really want to calibrate probes. Enter NO if you only desire to set units.
 Enter Access Code. (Set Access Code in Interrupts Menu.)
 Enter YES to calibrate Chamber Probe. Enter NO to modify Chamber and User display units (°C, °F, °K).
 Select Probe type, Voltage or Current.
 If Probe selected, set 0°C and 100°C and select display units (°C, °F, °K).
 If Voltage or Current selected, set Inputs and Values.

Repeat calibration procedure for User Probe.

Enter YES to modify display units for Chamber Probe.
 Enter preferred scale.

Repeat selection procedure for User Probe display units.

DEFAULT VALUES

[GREEN SHIFT] [SDEF] [ENTER]

Set Up Defaults? [Yes/No]

GPIB Address? [0-30]
 GPIB Lockup Time? [0, 2-59 sec]
 Timeout Pre_Time? [0 to 59 sec]
 Power Down Restart? [0-59 min]
 D/A Output {A, B, C, D}? {Voltage Range}
 Serial Port Mode? {RS232 or RS422}
 RS Char Echo On? [Yes/No]
 Baud Rate? {Required Baud Rate}
 RS DTR-CTS On? [Yes/No]
 Buzzer Volume? {Desired Volume}
 Line Frequency? {60Hz or 50Hz}
 Chart CHAM On A? [Yes/No] {Select Values}
 Chart USER On B? [Yes/No] {Select Values}
 PID to D/A C? [Yes/No]
 +/- AT SET TRIG?
 Auto Cool Off? [Yes/No]

Enter SET DEFAULT Mode.

Enter YES if you really want to modify defaults.

Enter GPIB Address.
 Enter GPIB Interface maximum lockup time (0 to disable).
 Enter GPIB SRQ or Serial Interface advanced interrupt generation before actual wait period timeout.
 Disables automatic restart of controller above set minutes.
 Select 0 to +5 V or -5 to +5V for channels A, B, C and D.
 Select Serial Port.
 Enter YES for serial port character echo.
 Select Baud rate from 300 to 9600 Baud.
 Enter YES for hardware handshake.
 Select buzzer volume.
 Set correct line frequency.
 Chart chamber temperature on D/A channel A. If YES, enter High/Low values.
 Chart user probe on D/A channel B. If YES, enter High/Low values.
 Enter YES to output PID control to D/A channel C.
 Enter tolerance at which controller detects that the temperature setpoint is reached.
 Enter YES to turn off cool enable when expectorant tank becomes empty.

INTERRUPTS

[GREEN SHIFT] [SINT] [ENTER]

Set up Interrupts? [Yes/No]

BUZZ LP Timeout? [Yes/No]
 BUZZ LP Done? [Yes/No]
 BUZZ Single T.O.? [Yes/No]
 INT LP Timeout? [Yes/No]
 INT LP Done? [Yes/No]
 INT Single T.O.? [Yes/No]

DEVIATION INT? [Yes/No]
 CMD ERROR INT's? [Yes/No]
 BKPNT INTERRUPT? [Yes/No]
 P_POLL{1-8} 0=NO

CAL Menu Access Code?

Enter SET INTERRUPT Mode.

Enter YES if you really want to modify interrupts.

Enter YES to enable BUZZER after each temperature segment timeout during local program execution.
 Enter YES to enable BUZZER when the end of a local program is encountered.
 Enter YES to enable BUZZER at the end of each temperature segment timeout in single temp. mode.
 Enter YES to enable Timeout Interrupts after each temp. segment timeout during local program execution.
 Enter YES to enable LP Done Interrupt when the end of a local program is encountered.
 Enter YES to enable Single Temp. Timeout Interrupt at end of each temp. segment in single temp. mode.

Enter YES to enable Deviation Interrupts.
 Enter YES to enable Command Error Interrupts.
 Enter YES to enable Breakpoint Interrupts.
 Enter 0 to disable Parallel Poll or 1 thru 8 to set bit position for Parallel Poll.

The number that is entered will become the code that the CAL menu will expect to grant access. 0 to disable.

Sun Electronic Systems, Inc. Titusville, FL 32780

Tel:(321) 383-9400 • Fax: (321) 383-9412

Email: info@sunelectronics.com

Web: www.sunelectronics.com



COMMAND SUMMARY

nn.n = Any fixed or floating point number
 hh:mm:ss = Hours:Minutes:Seconds
 [] = Optional
 In = One of the ten global I variables

SINGLE COMMANDS

Segment Temperature
 Read Current Chamber Temperature
 Read Current Set Temperature
 During Ramping
 Read Current User Probe Value
 Temperature Soak Period

 Temperature Ramping Rate
 Upper Temperature Limit
 Lower Temperature Limit
 Deviation Limit
 Heating PID Adjust
 Cooling PID Adjust
 Pulse Width Modulation Adjust
 Device I/O Commands
 Time of Day
 Read Units of Temperature
 Controller Power On/Off
 Heater Enable On/Off
 Coolant Enable On/Off

SET

SET = nn.n [C, F, K]
 (n/a)
 (n/a)
 (n/a)
 WAIT = hh:mm:ss or WAIT = mm
 or mmM or WAIT = Forever
 RATE = nnn.n
 UTL = nnn.n or nnnUTL
 LTL = nnn.n
 DEVL = nn.n TC01 DEVL
 PIDH = nn.n, nn.n, nn.n
 PIDC = nn.n, nn.n, nn.n
 PWMP = nn
 OUT (dev. no.):(addr.),(data)
 TIME = hh:mm:ss
 (n/a)
 ON or OFF
 HON or HOFF
 CON or COFF

EXAMINE

SET? or C
 TEMP? or T
 CSET?

 UCHAN?
 WAIT? OR M

 RATE?
 UTL?
 LTL?
 DEVL?
 PIDH?
 PIDC?
 PWMP?
 IN (dev. no.):(addr.),In
 TIME?
 Scale#n? (n=1 or n=2)
 (n/a)
 (n/a)
 (n/a)

PROGRAM COMMANDS

Execution Commands STOP; RUNn; RUNn TIME=hh:mm:ss (Start RUN at Time of Day)
 Edit Commands EDITn; INS; DELL; DELPn; LISTn; STOREn
 Control Commands FOR In; NEXT In; GOSUBn; END
 Debug Commands BKPNTn

Standard Options

- 220 VAC, 50/60 Hz *
- 240 VAC, 50 Hz (International) *
- LCO₂, 850psi (hose supplied) *
- LCO₂, 300psi
- LN₂, 100psi
- LN₂, 25psi
- 3-Tank LCO₂ Manifold
- Blank Door *
- Door with 1" Dia Access Port
- Door with 2" Dia Access Port
- Door with 1" Dia Port & 6" x 8" Window
- Door with 2" Dia Port & 6" x 8" Window
- Hinge Option for Door
- 1", 2", 3" or 4" Dia Left Side Access Port
- 2 Year Warranty *
- Custom Work §
- Fast Delivery

(All dimensions nominal.)



* no charge items

§ Due to the variety of applications, Sun Systems provides Custom Work per your specification.

Call Sun Systems for solutions to your custom temperature testing requirements.

(Data subject to change)

© Sun Electronic Systems, Inc., December 1989



07/02

Accessories

Sun Systems can provide a wide variety of test system accessories in support of your temperature testing requirements. Blank doors and doors specifically modified for component temperature cycle testing are available along with switch matrix cards that can be tailored to your test fixture requirements. Extra LCO₂ and LN₂ hoses and fittings, equipment racks and temperature probes can be provided at your request.

We want to work with you.

Sun Electronic Systems, Inc. Titusville, FL 32780

Tel:(321) 383-9400 • Fax: (321) 383-9412

Email: info@sunelectronics.com

Web: www.sunelectronics.com

